

Windsor Walk

Homeowners Association

March 2024 Newsletter

New Assessment Amount for 2024

During the Budget Meeting held on October 19, 2023, the Board of Directors carefully considered the financial needs of the community, including the raise in insurance costs, and the various ongoing and upcoming projects that will benefit all homeowners. After much discussion and thoughtful consideration, the Board has voted to adjust the assessment amount for the year 2024.

The monthly assessment amount was increased to \$110 for 2024 period. This decision was not made lightly, and we understand that any increase in assessments can have an impact on our homeowners. However, it is essential to maintain the quality of the community, cover necessary maintenance costs, and continue to improve amenities.

Monthly Assessment Reminder

Windsor Walk HOA new monthly assessment for 2024 is \$110.00. Your March assessment is due on Friday, March 1st.

Accounts with a balance will accrue interest on the last day of every month (Jan.-Dec.).

If you have any questions or concerns regarding your account balance, please contact the management office.



Please direct all concerns to the management company. For ARB requests, please go to the Association's website, www.windsorwalkhoa.weebly.com. Click on "Resident Services" then "Online Forms." Fill out and submit the form prior to making any exterior modifications to your home.

COMMUNITY MANAGER

Jennifer S. Diehl Webb, LCAM
info@dwdpm.com
 407.251.2200 phone
 800.759.1820 fax
DWD Professional Management, LLC
 9419 Tradeport Drive
 Orlando, FL 32827

Board of Directors

President: Sunny R. Paradas
Vice President: Miguel Paradas
Secretary/Treasurer: Genaro Mendoza
Director: Marcos Roura
Director: Monique Kubica
Director: Gabriela Mendoza

Reporting Street Light Outages

If you notice a streetlight out on your street, please call Duke Energy at 407-629-1010 to report the street name or section where the light is located. You may also visit the following website to report the outage:

<https://www.duke-energy.com/customer-service/request-light-repair>.



Access Platform - Enumerate Portal

This new platform will replace the previous online portal and will provide you with additional features and information. With your Internet-enabled device, you will be able to view your current account balance, check your payment history, view your open records (violations, work orders, and service requests), view announcements and alerts for the community, link multiple properties under the same login, and more!

To ensure your privacy, only homeowners whose email address is on file have received a registration email. If you have not received the registration email, please send your information to

info@dwdpm.com and include your community's name and property address within the community. Once your email address has been opted into the system, you will receive an email to register. For security purposes, a return email will be sent to confirm you are the owner of that email account. The link to the new portal is as follows:

[Portal - Login \(goenumerate.com\)](#)

Please check your SPAM folder as it may be filtered automatically. After you click the link in the confirmation email you can create your password and your account will be registered. You

will then be able to log into your account using your email address and the password you created when you registered. Please make sure to use Google Chrome which is the preferred web browser for the platform. We encourage everyone to utilize the new on-line access platform in order to review your property account and obtain community information.



Dumpster Area

Please keep the dumpster area clean by ensuring that garbage is placed inside the dumpsters and is not thrown onto the ground. Please also ensure that all boxes are broken down and all waste is in garbage bags that are closed securely. Also, please be aware

that when residents overflow the dumpster, the garbage trucks cannot dispose of the waste and it costs the Association additional dumping fees. We are asking for everyone's assistance in keeping the community clean and dumping garbage appropriately.



Please Pick-Up After Your Pets and Dispose of Waste Properly

We understand that many of the residents in our community are pet owners. Owning a pet is a wonderful experience for the "parent" and it brings many joys to you as well. However, having a 4-legged addition to your family also brings many responsibilities.

If your new bundle of joy happens to be a dog, then one of the responsibilities is picking up after your pet. When you live in a community you cannot just let your dog out and then close the door. **Your pet must be on a leash at all times, and any pet waste MUST be picked up and disposed in a waste receptacle.**

This is not only a community rule; it is an Orange County ordinance as well.

The Board recently found that residents are disposing of dog waste bags in the storm drains of

the community instead of using the doggie stations placed in the community. Dog waste is a hazardous substance and spreads illnesses to others. Placing dog waste in the storm drain is unsanitary and is not permitted. Please refrain from this practice and dispose of waste properly. Thank you for your understanding and cooperation in this matter.



Cabana: Please Close the Bathroom Door After Use

It has come to our attention that some individuals have been leaving the bathroom doors open after use. We understand that accidents or forgetfulness can happen, but we kindly request your cooperation to maintain a clean environment for all residents and guests.

After using the bathroom facilities, please remember to close the doors securely. This simple act ensures privacy for others and helps to maintain a hygienic environment within the cabana/pool area. Please treat the bathroom facilities with respect and care. Dispose of waste properly, flush toilets, and leave the area in a clean and presentable condition for the next user.

If you have guests visiting the cabana/pool area, kindly inform them about the proper usage of the bathroom facilities. By extending this information to our visitors, we can collectively contribute to a positive experience for all.

Thank you for your understanding and cooperation in this matter. If you have any questions or concerns, please do not hesitate to contact the community management office.

Smoking at Pool/Cabana is not Allowed

We have received reports by several concerned residents regarding the increasing amount of marijuana smoking within the community.

While we understand that marijuana use is becoming more socially acceptable, it is important to remember that smoking marijuana in public spaces can have negative effects on the community, not to mention that is an illegal activity. It can create an unpleasant odor, pose a safety risk, and disturb other residents who may not want to be exposed to second-hand smoke.

We would like to remind all residents that smoking marijuana in public spaces, including community common areas and shared facilities, is not allowed. We kindly request that all residents adhere to our

community policies and respect their fellow neighbors.

As always, please feel free to reach out to the community association office if you have any questions or concerns regarding this matter.

Thank you for your attention to this important issue, and for your cooperation in maintaining a respectful and enjoyable community for all residents.

Double Parking in The Community

We would like to take a moment to address an important issue that has been brought to our attention: double parking in the community. We have noticed that some residents have been double parking on the streets, which can cause several problems for the community as a whole.

Double parking can make it difficult for emergency vehicles to navigate through the community quickly and safely. In the event of an emergency, every second counts, and double-parked vehicles can obstruct the flow of traffic, making it harder for emergency responders to reach their destination in a timely manner.

Double parking can also create safety hazards for pedestrians, particularly children who may not be visible to drivers when crossing the street.

In addition, it can make it more challenging for residents to park

their own vehicles, which can be frustrating and inconvenient.

We would like to remind all residents that double parking is not permitted in the community. Please be mindful of your neighbors and fellow drivers by parking your vehicle in a designated parking spot.

Thank you for your cooperation and understanding. Let's work together to keep our community safe and enjoyable for all residents.



2024 Budget Requests

If you are interested in obtaining the 2024 Budget for your community, please feel free to review the document on the community website using the following link:

<https://windsorwalkhoa.weebly.com/budget.html>

Monthly Property Inspections and Notifications

The community management company is tasked by the Board of Directors each month to complete an inspection of all properties within the community. Below is a partial list of some of the violations that they will be on the look-out for during these inspections:

- 1) Grass that needs maintenance or full replacement (weeds, dead spots, etc.)
- 2) Houses that may need pressure washing or painting.
- 3) Roofs that need pressure washing or repairs
- 4) Fences in need of cleaning and/or repair
- 5) Weeds and grass in flower beds and missing mulch or stones in flower bed area
- 6) Garbage or debris
- 7) Parking on the grass/double parking
- 8) Commercial vehicles, recreational vehicles, or trailers in driveways

The community management company's staff members will inspect each property from the road in a vehicle, and they will take pictures of any violations. They will not go onto your property to complete their inspection. Please be kind to the inspectors when they are completing their monthly inspections. The staff members will always identify themselves when approached if you have questions. However, please do not approach them in a hostile or negative manner. They are there to complete a job as directed by the Board of Directors and to help the community.

If the inspectors find any problems with the exterior of your home, the management company will send you a letter notifying you of the violation. If you receive a violation letter,

please feel free to contact the management company via email or by phone if you have any questions or if you need more time to correct the area of concern. The management company will work with you to make the needed improvements. Communication is very important so we can work together to maintain and improve our property values. Thank you for your cooperation regarding these matters.



Towing Company

Please be advised that the towing company for the community is **Brignoni Towing and Services, Inc.** Please see their address and contact information below:

Brignoni Towing and Services, Inc.

11041 Rocket Boulevard
Orlando, FL 32824

Phone: 407-744-4429

Email:

Brignontowingandservices@gmail.com


Pool Key Guidelines and Reminder to Close Umbrellas After Use

Please be advised that per the Board of Directors you should follow the following rules

regarding the use of the pool and the new pool keys:

Please completely close the gate upon entry using your pool key. You may not prop the gate open for guests or leave your key in the gate so others may enter the pool area. In addition, do not let people into the pool area who do not have a key. All residents and homeowners have a key for the gate (or have the ability to obtain one at the management office). If a resident or homeowner forgets their key, it is their responsibility to go back to their residence and obtain their key so they may enter the pool area. Please remember that if you do not have a key, you will not gain entry to the pool area.

Also, please remember to close the umbrellas at the pool before you leave the area. One of the umbrellas was recently damaged this month during a storm since it was not closed properly.



Feral Animals

It has been brought to the attention of the management company that some of the residents are feeding stray animals in the community. According to Orange County

Animal Services, anyone who feeds these stray/feral animals is considered the owners of these animals and is responsible for them. Therefore, please do not feed feral animals in the community. In addition, if you are having issues with a feral animal or if you find a dead animal in the community, please contact Orange County by dialing 311 or contact Orange County Animal Services at 407-836-3111 to report these issues. Please be advised that the staff member on property is not responsible for handling these types of matters.

Pool Keys

Please be advised that the Association installed a lock on the pool gate. Therefore, each unit is entitled to receive one (1) pool key free of charge. **Please be advised that if the pool key is lost, you may purchase a replacement key for \$75.00.** To purchase a replacement key, please make your check or money order payable to [Windsor Walk HOA](#).

If you have tenants, you will be responsible for providing the pool key to your tenants. If you would like to give your tenant authorization to pick-up the pool key for your unit, please email the form on page 10 of the newsletter with your authorization to DWD Professional Management at [info@dwdpm.com](#). **Please ensure that your tenants return the pool key to you at the end of their lease agreement so that you do not incur the \$75.00 fee for purchasing a new key.**

If you have any questions or concerns, please contact the management office by phone at 407-251-2200 or by email at info@dwdpm.com.

Visitor Parking Permits

Please be advised that the Board voted for towing to begin along Stratford Upon Avon Boulevard and in the common area parking spaces as of September 15, 2021 for all vehicles without parking permits.

if you have tenants, please ensure that your tenants receive these permits along with the parking rules.

The rules for parking are as follows:

Visitor parking in the community on Stratford Upon Avon Boulevard and in common area spaces is by permit only. Parking in the two (2) permanent parking spots in front of each residence does NOT require a permit. Each unit is entitled to two (2) visitor's permits free of charge. **This permit should be displayed on the rearview mirror of the vehicle with the permit number clearly visible to the outside. Any vehicles parked without a clearly visible and properly displayed permit along Stratford Upon Avon Boulevard will be towed at the owner's expense.**

The towing company will be patrolling the parking lots

looking for the following vehicles:

- Vehicles that do not have the proper parking permits on Stratford Upon Avon Boulevard or in common area parking spaces between **1 AM – 7 AM**.
- Commercial vehicles
- Boats or any other recreational vehicles
- Trailers
- Vehicles without license plates or with expired license plates
- Vehicles that are parked on the common area grass or in front of the dumpsters
- Vehicles that are double parked (vehicles that parked behind cars which are parked in parking spaces)
- Vehicles blocking fire hydrants or vehicles parked in fire lanes
- Clearly disabled and inoperable vehicles that have not moved for 48 hours or more
- Vehicles parked facing the wrong direction (parked against traffic)

If your vehicle or the vehicle of a guest is towed due to a violation of the parking rules and regulations, you should contact the towing company to resolve the situation. Please see their contact information below:

Brignoni Towing and Services, Inc.
11041 Rocket Boulevard

Orlando, FL 32824

Phone: 407-744-4429

Email:

Brignontowingandservices@gmail.com

Please do not call DWD Professional Management if your vehicle is towed, as management has no authority to intervene with the towing company.

If you plan to have a party or an event with several visitors on property (beyond the two normally permitted), please contact the management office to request temporary visitor's permits. These permits may be picked up at the management office. Please ensure that you give the management company at least 48-hour notice before requesting permits for these events.

Finally, if the visitor's permits are lost or need to be replaced, you may purchase new permits for \$50.00 each. You may also purchase up to two additional visitor's permits if you need more than the two permits provided for free.

We greatly appreciate your cooperation and assistance in this matter.



Payment Plan Options

If you are experiencing financial difficulties or job loss, please contact our office to set-up a

payment plan. **It is very important that you contact us to discuss this matter. We cannot set-up a payment plan if we are not aware of your financial situation.**

If you have any other questions or concerns regarding your account balance, please feel free to contact the management office at 407-251-2200 or at info@dwdpm.com.



Please Pick-Up Leaves/Maintain Front of Units/Tree Trimming

The Board of Directors would like to remind everyone that residents are responsible for maintaining the front of their properties. This includes the maintenance of landscaped areas, the removal of leaves, and tree trimming. Therefore, please complete weekly maintenance of your landscaping in compliance with the governing documents of the community. If you have any questions or concerns regarding this matter, please contact the management office.

Noise Issues – Please be Respectful to Your Neighbors

Please be aware that Orange County Sheriff's Office does not have any set time for enforcing noise complaints. The Disturbance of the Peace Statute is enforceable any time of the night or day. If a resident feels that his or her peace is being disturbed, all he or she has to do is call the Sheriff's Department to file a complaint. Once that is done, the Orange County Sheriff's Department will send an officer to request that the responsible party tone down their gathering. If a second request is made concerning the same disturbance, the responding officer may arrest the responsible party. Please be considerate and respectful of your neighbors so that the Sheriff's Department is not needed to handle these types of situations. We greatly appreciate your cooperation in this matter.



Windsor Walk Rules

Below is a list of the rules for the community. If you rent out your property, we ask that you please provide a copy of these rules to your tenants.

1. Follow Windsor Walk Parking Rules
2. Two parking spaces per unit – No parking third car behind
3. Third car and Guest Parking on the main road – Stratford Upon Avon Blvd (by parking permit only)
4. NO PARKING in a fire lane or within 20 feet of a fire lane
5. FIRE LANES DESIGNATED BY YELLOW LINES INCLUDING YELLOW CURBS
6. All vehicles must have current license plates
7. DUMPSTER AND TRASH
8. Everything must go in the DUMPSTER; no exceptions
9. NO BULK including NO MATTRESSES, NO APPLIANCES, NO TIRES, NO PAINT (ask for list of websites and phone numbers)
10. IF IT DOESN'T FIT, DON'T LEAVE IT
11. FOR RESIDENT USE ONLY; NO CONTRACTORS
12. Contracts with contractors should include removal of materials
13. NO HOME TRASH IN COMMUNITY CONTAINERS IN COMMON AREAS
14. NO HOME TRASH CONTAINERS OR BAGS IN FRONT OF UNITS
15. Pets
16. PICK UP AFTER YOUR PET
17. NO PETS IN THE POOL AREA (INQUIRE ABOUT SERVICE DOGS)
18. POOL
19. FOLLOW POOL RULES
20. Pool Hours – 9 AM - DARK
21. NO NIGHT SWIMMING; POLICE WILL BE CALLED; ADDITIONAL MONITORING
22. NO GLASS IN POOL AREA
23. RESIDENTS ONLY (Guests must be accompanied by a resident)
24. CHILDREN UNDER 12 must be accompanied by an ADULT
25. DO NOT ASSUME IF THERE IS AN ADULT IN THE POOL, THEY WILL WATCH YOUR CHILDREN
26. CLEAN UP AFTER YOURSELF INCLUDING PUTTING CHAIRS AND TABLES BACK AND TRASH IN CONTAINERS

OWNERS AND RENTERS: YOU ARE RESPONSIBLE FOR OUTSIDE CLEANLINESS. THIS INCLUDES CLEANING THE BUILDING AS WELL AS THE OUTSIDE OF YOUR FENCE. YOUR NEIGHBORS SHOULD NOT HAVE TO LOOK AT GREEN MOLD ON YOUR FENCE.



Architectural Changes (Exterior Modifications)

It has come to our attention that some homeowners are not familiar with the steps of the Architectural Review process. That is quite understandable. We would like to take this opportunity to help anyone in our community better understand this process.

If you are going to make any changes to the front of your property, including landscaping changes or repainting your home, or if you intend to make any structural changes to your property (i.e., screen enclosures), then you will need to fill out the Architectural Review Committee (ARC) application.

These applications will always be available on your community's website and they are included in the monthly newsletter (please see the form below). Please follow the instructions on the form and submit all of the required documents for your requested change. When you are submitting an application to the ARC, remember to include the following:

1. Two (2) copies of the property survey that show the location of the proposed changed, alteration, renovation or addition.
2. Two (2) drawings of your plan(s).
3. Two (2) copies of color samples, if applicable.

Please note that applications submitted by fax or without two (2) copies of the survey, drawing, or color sample will be considered incomplete. If an application is incomplete, it will not be processed and will be returned to you. **Finally, please be aware that the Association has architectural guidelines indicating the list of approved color schemes for painting your home and the shingle colors for any roof replacements. If you would like to review these guidelines, please visit the Association's website at the following link:**

[Architectural Guidelines for Windsor Walk.](#)

Also note that management does NOT approve or deny any of these requests. We collect the applications and then submit them to the community's Architectural Review Committee (ARC). The ARC is a group of volunteer homeowners who review the applications and approve or deny the applications based on your community's written criteria (the architectural guidelines). Per Florida Statutes, this process may take up to 30 days. As soon as the Committee makes a decision, we will mail you the letter of approval or denial. Please make sure you do not proceed with any improvements until you have heard from the Committee. We hope this helps everyone understand the Architectural Review process a little better. If this still leaves you with any questions, please feel

free to contact the management office.



9419 Tradeport Drive | Orlando, FL 32827
Phone: (407) 251-2200 | Fax: (800) 759-1820

Windsor Walk HOA Pool Key Registration

Please complete the information below:

Property Address: _____
Owner Name: _____
Tenant Name: _____
Phone: _____ Cell Phone: _____
Email: _____

Please be advised that each unit will receive one (1) pool key free of charge. If the pool key is lost, you may purchase a replacement key for \$75.00. To purchase a replacement key, please make your check or money order payable to [Windsor Walk HOA](#).

If you have tenants, you will be responsible for providing the pool key to your tenants. If you would like to give your tenant authorization to pick-up the pool key for your unit, please email this form with your authorization to DWD Professional Management at info@dwdpm.com. Please ensure that your tenants return the pool key to you at the end of their lease agreement.

The pool key may NOT be duplicated in any form. By signing below, you acknowledge and understand that this key may not be duplicated.

If you have any questions or concerns, please contact the management office by phone at 407-251-2200 or by email at info@dwdpm.com.

Owner Signature: _____

Owner Signature: _____

For Office Use Only

Date Issued: _____ Staff Signature: _____

Community Services Phone Numbers

Emergency:

Fire, Police, Medical Emergency:	911
----------------------------------	-----

Law Enforcement:

Orange County Sheriff's Dept. (Non-Emergency):	407-836-4357
--	--------------

Utilities:

Orange County Utilities:	407-836-5515
--------------------------	--------------

Chamber of Commerce:

Orlando Chamber of Commerce:	407-425-1234
------------------------------	--------------

Miscellaneous:

Orange County Public Schools:	407-317-3200
Orange County Office of Emergency Management:	407-836-9140
Orange County Health Department:	407-858-1400
Florida Poison Information Center:	800-222-1222
Orange County Public Library:	407-836-7390
Social Security Administration:	800-772-1213
Orange County Voters' Registration Office:	407-836-2070
Orange County Animal Services:	407-836-3111

WINDSOR WALK HOMEOWNERS' ASSOCIATION, INC.
MAIL OR EMAIL FORM TO: 9419 Tradeport Drive, Orlando, FL 32827
PHONE: 407-251-2200 FAX: 800-759-1820 EMAIL: info@dwdpm.com

ARCHITECTURAL REVIEW BOARD (ARB) APPLICATION

Owner Name: _____ Tenant Name: _____

Property Address: _____

Mailing Address: _____

Phone(s) Home: _____ Work _____ E-mail: _____

In Accordance with the Declaration of Covenants, Conditions and Restrictions and the Association's Rule and Regulations, Installation must conform to this approval and the Association's guidelines.

I hereby request consent to make the following changes, alteration, renovations and /or additions to my property.

() Fence () Swimming Pool () Lawn Ornament () Screen Enclosure () Landscaping

() Patio () Exterior Color () Lawn Replacement () Other _____

Description: _____

Attach two (2) copies of the property survey that shows the locations of the proposed change, alteration, renovation or addition.

Attach two (2) drawings of your plan(s). Attach two (2) color samples, if applicable.

NOTE: Applications submitted by fax or without two (2) copies of the survey, drawing, or color sample will be considered incomplete. If an application is incomplete, it will not be processed and will be returned to you.

I hereby understand and agree to the following conditions.

- 1. No work will begin until written approval is received from the Association. You have 60 days from the approval date to complete the work. If not, then you must reapply for ARB approval.
2. All work will be done expeditiously once commenced and will be done in a professional manner by a licensed contractor or myself.
3. All work will be performed timely and in a manner that will minimize interference and inconvenience to other residents.
4. I assume all liability and will be responsible for any and all damages to other lots and/or common area, which may result from performance of this work.
5. I will be responsible for the conduct of all persons, agents, contractors, subcontractors and employees who are connected with this work.
6. I am responsible for complying with all applicable federal, state and local laws, codes, regulations and requirements in connection with this work. I will obtain any necessary governmental permits and approval for the work.
7. Upon receipt DWD Professional Management, LLC will forward the ARB Application to the Association. A decision by the Association may take up to 30 days. I will be notified in writing when the application is either approved or denied.

ALL HOMEOWNERS ARE RESPONSIBLE FOR FOLLOWING THE RULES AND GUIDELINES OF THEIR ASSOCIATION WHEN MAKING ANY EXTERIOR MODIFICATIONS.

Signature of Owner(s): _____ Date: _____

DO Not Write Below This Line



This Application is hereby: () Approved () Denied

Date: _____ Signature: _____

Comments: _____

Date Received _____ Mailed to Assoc. _____ Mailed to Owner _____

March and April 2024

Sunday	Monday	Tuesday	Wednesday	Thursday	Friday	Saturday
March					1 Monthly Assessment Due	2
3	4	5	6	7	8  International Women's Day	9
10 Grace Period Ends for Monthly Assessment Daylight Saving Begins	11	12	13	14	15	16
17 	18	19	20 Start of Spring	21	22	23
24	25	26	27	28	29	30
31 						
Sunday	Monday	Tuesday	Wednesday	Thursday	Friday	Saturday
April	1 Monthly Assessment Due	2	3	4	5	6
7	8	9	10 Grace Period Ends for Monthly Assessment	11	12	13
14	15 Tax Day (Taxes Due)	16	17	18	19	20
21	22 	23	24	25	26 	27
28	29	30				